
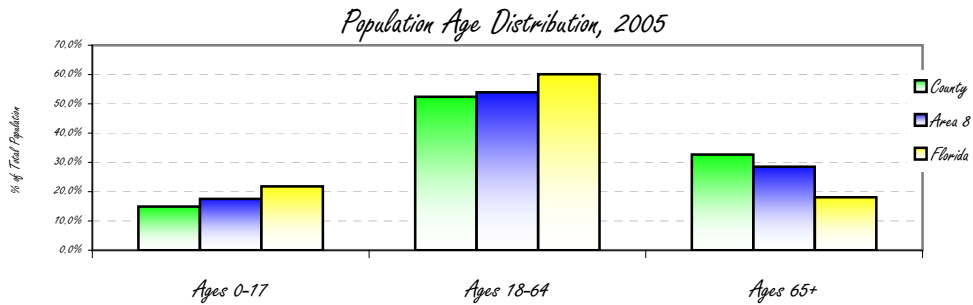


Population Demographics for Sarasota County, Florida

	County 2005		Area 8 2005		Florida 2005	
	#	%	#	%	#	%
Total	364,531	24.9%	1,463,142	8.2%	17,926,011	
Male	172,423	47.3%	715,126	48.9%	8,747,893	48.8%
Female	192,108	52.7%	748,016	51.1%	9,178,118	51.2%
Ages 0-17	54,315	14.9%	256,585	17.5%	3,907,870	21.8%
Ages 18-64	191,014	52.4%	789,066	53.9%	10,773,533	60.1%
Ages 65+	119,202	32.7%	417,490	28.5%	3,244,608	18.1%
White	333,181	91.4%	1,262,122	86.3%	13,641,694	76.1%
Black	17,497	4.8%	92,251	6.3%	2,760,606	15.4%
Asian	3,645	1.0%	13,731	0.9%	358,520	2.0%
Other	10,207	2.8%	95,039	6.5%	1,165,191	6.5%
Hispanic	20,778	5.7%	200,658	13.7%	3,495,572	19.5%

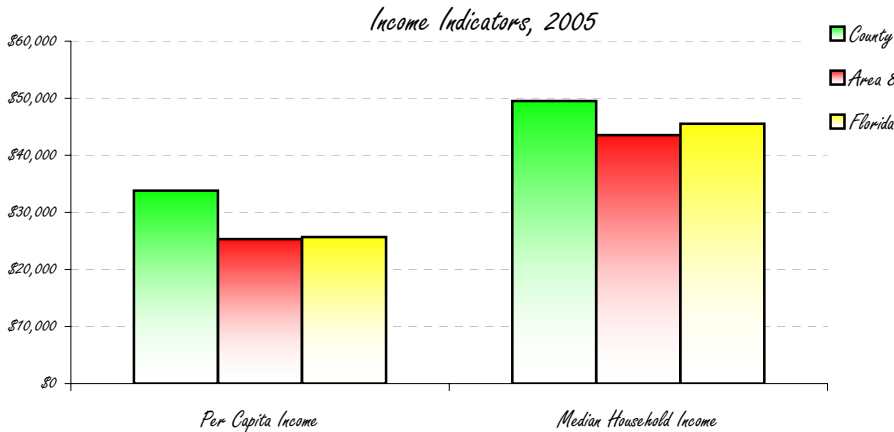
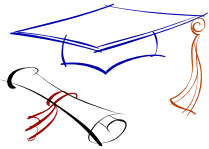


Sarasota County is more dense than the state with 637.3 persons per square mile compared to the state at 332.4 per square mile.



Socioeconomic Status for Sarasota County, Florida


	County 2005	Area 8 2005	Florida 2005
Per Capita Income	\$33,817	\$25,320	\$25,688
Median Household Income	\$49,527	\$43,540	\$45,531
Percent of Persons <100% FPL	7.8%	-	12.5%
Percent of Students on Free/Reduced Lunch	32.8%	35.6%	44.8%
Percent with High School Diploma	87.1%	-	79.9%
Percent with College Degrees	27.4%	-	22.3%
Unemployment Rate	2.9%	3.2%	3.6%



Health Care Utilization & Resources for Sarasota County 2005, Florida

Sarasota Hospitals
 Doctors Hospital Sarasota
 Englewood Community Hospital
 Sarasota Memorial Hospital

Facilities	County	Area 8
Hospital Beds	1,494	4,577
Hosp. Census days	238,433	855,663
% Bed Occupancy	44%	51%
Nursing Home Beds	2,690	6,700
NH Bed/Person	136	107
Emergency Room Visits	County	Area 8
Pediatric Visits	15,430	88,139
Adult Visits	137,037	500,961



Top Five Avoidable Hospital Admissions Rates

By Diagnosis, 2004

	County	Area 8	Florida
Congestive Heart Failure Admissions Rate/100,000 (Age 18+)	1400.5	620.4	577.8
Chronic Obstructive Pulmonary Disease Admissions Rate/100,000 (Age 18+)	492.9	295.8	281.3
Bacterial Pneumonia Admissions/100,000 (Total Population)	635.6	364.5	333.3
Perforated Appendix Admission Rate/1,000 Admissions with Appendicitis	465.6	339.4	291.2
Angina without Procedure Admission Rate/100,000	364.9	45.2	39.7

Workforce & Health Care Resource Information for Sarasota County, Florida

Top Industries (% of all workers)	County 2000
Educational, health and social services	18.9%
Retail Trade	15.9%
Professional, scientific, management, administrative, and waste management services	11.7%
Arts, entertainment, recreation, accommodation and food services	11.2%
Construction	9.0%

Consumer Price Index	County 2004
Food	103.0
Health Care	97.2
Housing	93.2
Other goods/svcs	101.5
Transportation	98.0



Licensed Health Professionals	County	State
Physicians Per 100,000	267.2	279.7
OB/GYNs Per 100,000	11.6	9.5
Pediatricians Per 100,000	11.3	17.1
Dentists Per 100,000	69.7	61.4
Uninsured	County	State
Percentage of Persons <Age 65 who are Uninsured	16.0%	17.3%

Health Professional Shortage Areas
 There are primary care professional shortages for the low income populations in central and south Sarasota County. There are dental professional shortage area for low income persons in Sarasota, North Port and Venice.

Maternal and Child Health

	<i>County 2005</i>	<i>Area 8 2005</i>	<i>Florida 2005</i>
<i>Total Birth Rate (Rate/1,000)</i>	8.1	10.9	12.6
<i>Teen (15-19) Birth Rate (Rate/1,000)</i>	34.2	50.1	41.9
<i>Repeat Births to Teens (% of Teen Births)</i>	13.5%	17.4%	16.1%
<i>Low Birthweight Rate (% of Live Births)</i>	7.5%	7.5%	8.8%
<i>Percent of Live Births with Late or No Prenatal Care</i>	3.6%	6.2%	5.3%
<i>Infant Death Rate</i>	5.3	5.4	7.2
<i>Percent of Kindergartners Immunized (2004)</i>	96.3%	95.7%	93.7%




Mortality & Top 5 Leading Causes of Death

	<i>County 2005</i>		<i>Florida 2005</i>
	<i>Number</i>	<i>Age-Adjusted Rate / 100,000</i>	<i>Age-Adjusted Rate / 100,000</i>
<i>All Causes</i>	4,834	606.8	723.7
<i>Heart Disease</i>	1,278	138.7	186.2
<i>Cancer</i>	1,191	150.8	172.1
<i>Chronic Obstructive Pulmonary Disease</i>	248	27.1	38.3
<i>Stroke</i>	245	26.5	37.6
<i>Unintentional Injuries</i>	224	56.4	45.6




Behavioral Risk Factors Telephone Survey 2002

	<i>County</i>	<i>State</i>
<i>Percent who Smoke</i>	19.6%	22.2%
<i>Percent who Drink Heavily</i>	9.9%	14.1%
<i>Percent with High Blood Pressure</i>	30.4%	27.7%
<i>Percent with High Cholesterol</i>	37.8%	35.2%
<i>Percent with Diabetes</i>	7.7%	8.2%
<i>Percent Overweight</i>	39.5%	35.1%
<i>Percent Obese</i>	16.9%	22.3%

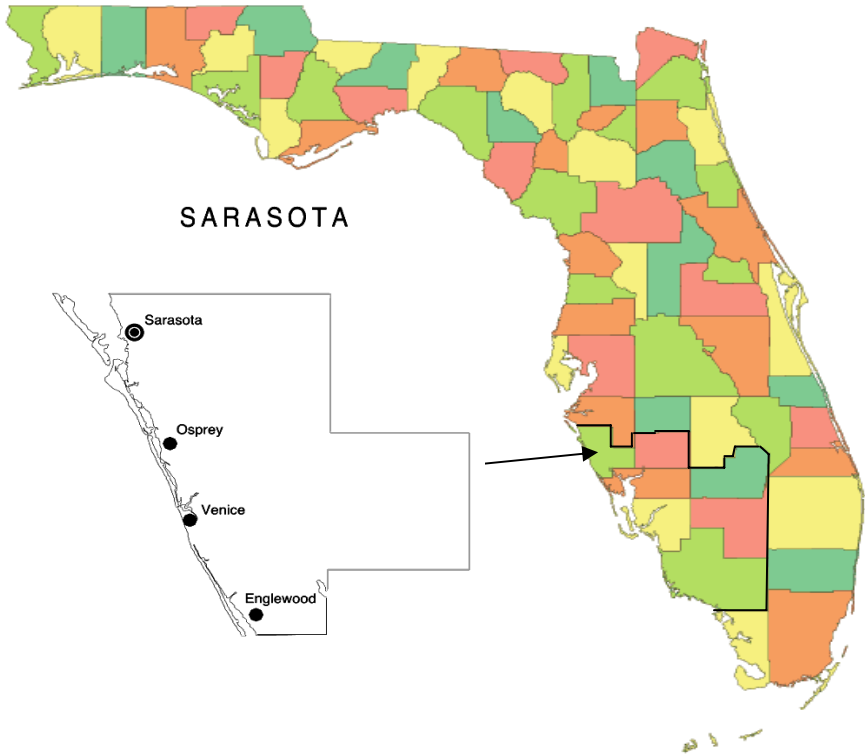


<i>Morbidity</i>	<i>County 2003-2005</i>		<i>Florida 2003-2005</i>
	<i>Avg # Reported/4r</i>	<i>3-Year rate/100,000</i>	<i>3-Year rate/100,000</i>
<i>Sexually Transmitted Diseases</i>	787	218.3	356.5
<i>Vaccine Preventable Diseases</i>	11	3.1	3.6
<i>New HIV Cases</i>	42	11.6	32.1
<i>New AIDS Cases</i>	50	13.9	26.9
<i>Tuberculosis</i>	12	3.4	6.1
<i>Enteric Disease</i>	131	36.3	48.2



Community Health Profile

Sarasota County, Florida



Health Planning Council of Southwest Florida, Inc.
8961 Daniels Center Drive #401
Fort Myers, Florida 33912
(239) 433-6700



Health Planning Council of Southwest Florida, Inc.
serving Charlotte, Collier, DeSoto, Glades, Hendry, Lee & Sarasota Counties