
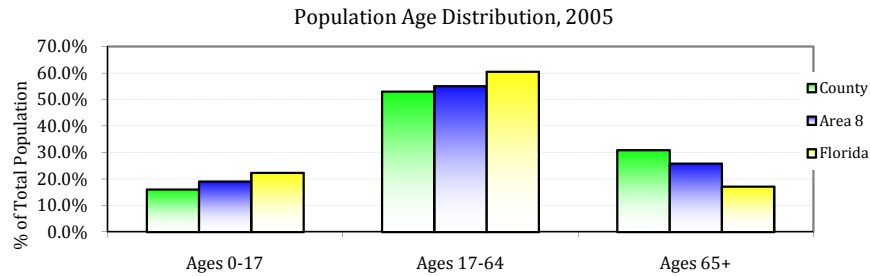


Population Demographics for Sarasota County, Florida

	County 2007		Area 8 2007		Florida 2007	
	#	%	#	%	#	%
Total	388,641	24.4%	1,594,760	8.5%	18,731,287	
Male	185,505	47.7%	782,701	49.1%	9,173,531	49.0%
Female	203,136	52.3%	812,059	50.9%	9,557,756	51.0%
Ages 0-17	62,463	16.1%	303,765	19.0%	4,183,400	22.3%
Ages 17-64	206,073	53.0%	878,652	55.1%	11,337,626	60.5%
Ages 65+	120,105	30.9%	412,343	25.9%	3,210,261	17.1%
White	365,747	94.1%	1,460,417	91.6%	15,091,817	80.6%
Black	17,907	4.6%	109,768	6.9%	3,110,346	16.6%
Other	4,987	1.3%	24,575	1.5%	529,124	2.8%
Hispanic	28,305	7.3%	262,603	16.5%	3,911,480	20.9%



County Seat: Sarasota  
Publix is the largest employer in Sarasota County



Cost of Living, Price Index Level, 2007, Florida Average = 100

	County
Total	88.98
Food	101.00
Housing	95.00
Medical Care	97.00
Personal Goods and Services	103.00
Transportation	97.00



2006 Per Capita Personal Income for Sarasota County was \$52,772 compared to a Florida Average of \$36,720

Crime


3-Yr Rate per 100,000, 2005-2007

	County	Florida	County Quartile
Larceny	2447.4	2601.2	4
Burglary	845.4	936.9	3
Total Domestic Violence Offenses	389.3	635.4	1
Aggravated Assault	266.9	455.9	1
Forible Sex Offenses	35.8	54.3	2
Alcohol Related Motor Vehicle Deaths	5.0	6.5	1
Age-Adjusted Suicide Death Rate	14.5	12.5	3
Murder	3.5	5.8	2

Health Care Utilization & Resources for Sarasota County 2007, Florida

**Sarasota Hospitals**  
 Doctors Hospital Sarasota  
 Englewood Community Hospital  
 Sarasota Memorial Hospital

Rate per 100,000	County	Florida
Total Hospital Beds	387	314
Acute Care Beds	321	263
Specialty Beds	66	51
Nursing Home Beds	745	440
County Health Dept FTE	94	64
County Health Dept \$	6,762,582	4,299,644



Communicable Diseases

3 yr Rate per 100,000, 2005-2007	County	Trend	Florida	County Quartile
Infectious Syphilis Cases	1.7	Steady	4.3	3
Gonorrhea Cases	77.0	Steady	122.4	2
Chlamydia	136.9	Negative	271.8	1
Vaccine Preventable Disease Rate	5.3	N/A	3.0	4
AIDS Cases	11.8	Steady	24.0	2
Tuberculosis Cases	2.4	Steady	5.7	2

Workforce & Health Care Resource Information for Sarasota County, Florida

Top Industries (% of all workers)	County, 2007	Florida, 2007	Climate	
Trade, Transportation, Utilities	18.6%	20.9%	Average Temperature	
Education & Health Services	16.7%	18.9%	January	High 71, Low 49
Professional & Business Services	15.4%	16.6%	July	High 91, Low 73
Leisure & Hospitality	12.9%	11.8%		
Construction	9.9%	7.5%		
Financial Activities	6.7%	6.8%		



Licensed Health Professionals	County	State
Physicians Per 100,000	265.2	276.7
OBGYNs Per 100,000	11.3	9.7
Pediatricians Per 100,000	13.1	19.9
Dentists Per 100,000	72.0	61.7

In 2007, 83.1% of Sarasota County residents reported that they had health care insurance coverage. That compares to a Florida average of 81.4%.

Maternal and Child Health	County 2005-2007	Trend	Florida 2005-2007	County Quartile
Total Births (3 yr annual avg)	3152.7			
Teen (15-19) Birth Rate	35.2	Steady	42.9	1
Infant Death Rate (0-364 Days)	3.9	Positive	7.2	1
Neonatal Death Rate (0-27 Days)	2.1	Positive	4.6	1
Low Birthweight <2500 Grams (% of Live Births)	7.2%	Steady	8.7%	1
% of Live Births with Late or No Prenatal Care	4.0%	Negative	5.7%	2
% of Births with 1st Trimester Prenatal Care	81.0%	Negative	77.0%	2



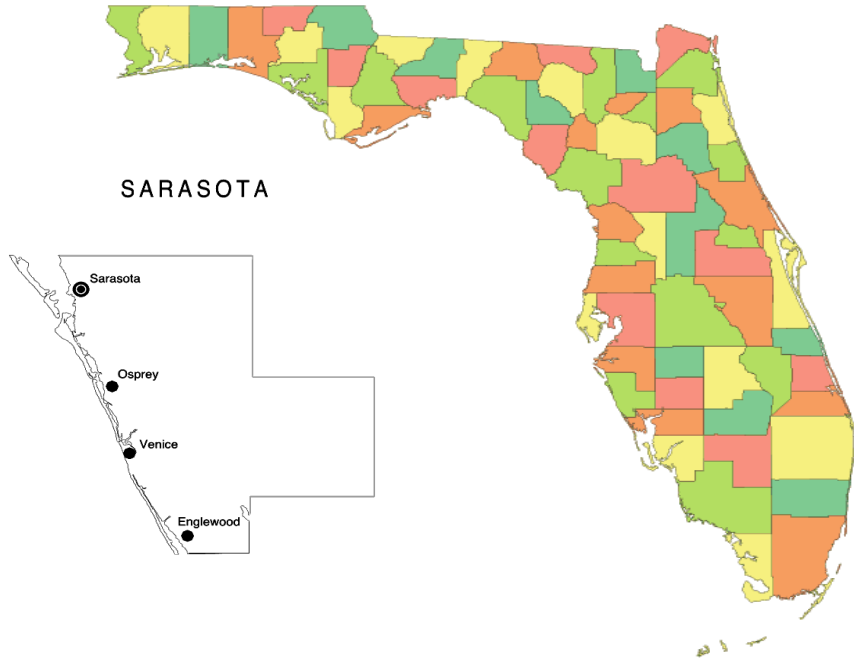
Mortality & Leading Causes of Death	County 2005-2007 Age-Adjusted Rate	Trend	Florida 2005-2007 Age-Adjusted Rate	County Quartile
All Causes	583.5	Positive	697.9	1
Cancer	141.7	Positive	165.9	1
Heart Disease	130.1	Positive	172.5	1
Chronic Lower Respiratory Disease	27.0	Positive	36.3	1
Stroke	26.5	Positive	35.1	1
Motor Vehicle Crashes	16.5	N/A	18.3	1
Diabetes	13.4	Negative	21.1	1
Cirrhosis	10.9	Steady	10.0	3
Pneumonia/Influenza	8.2	Positive	9.7	1
AIDS/HIV	3.3	Steady	9.1	2



Behavioral Risk Factors Telephone Survey 2007	County	Trend	State	County Quartile
Percent who Smoke	22.6%	Negative	19.3%	3
Percent who Drink Heavily	13.4%	Steady	16.2%	1
Percent with High Blood Pressure	29.3%	Steady	28.2%	2
Percent with High Cholesterol	38.5%	Steady	37.1%	3
Percent with Diabetes	8.4%	Steady	8.7%	1
Percent Overweight	41.9%	Steady	38.0%	4
Percent Obese	17.2%	Negative	24.1%	1
Percent Sedentary	19.3%	Steady	25.4%	1



# Community Health Profile Sarasota County, Florida



Health Planning Council of Southwest Florida, Inc.  
8961 Daniels Center Drive #401  
Fort Myers, Florida 33912  
(239) 433-6700



Health Planning Council of Southwest Florida, Inc.  
serving Charlotte, Collier, DeSoto, Glades, Hendry, Lee & Sarasota Counties