
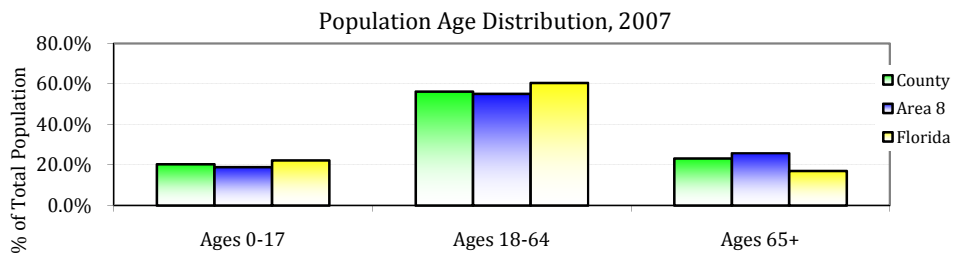


Population Demographics for Lee County, Florida

	County 2007		Area 8 2007		Florida 2007	
	#	%	#	%	#	%
Total	620,778	38.9%	1,594,760	8.5%	18,731,287	
Male	305,045	49.1%	782,701	49.1%	9,173,531	49.0%
Female	315,733	50.9%	812,059	50.9%	9,557,756	51.0%
Ages 0-17	126,973	20.5%	303,765	19.0%	4,183,400	22.3%
Ages 18-64	349,284	56.3%	878,652	55.1%	11,337,626	60.5%
Ages 65+	144,521	23.3%	412,343	25.9%	3,210,261	17.1%
White	560,296	90.3%	1,460,417	91.6%	15,091,817	80.6%
Black	50,052	8.1%	109,768	6.9%	3,110,346	16.6%
Other	10,430	1.7%	24,575	1.5%	529,124	2.8%
Hispanic	111,068	17.9%	262,603	16.5%	3,911,480	20.9%



County Seat: Ft. Myers
Lee Memorial Health System is the largest employer in Lee County



Cost of Living, Price Index Level, 2007, Florida Average = 100

	County
Total	90.78
Food	99.28
Housing	95.36
Medical Care	101.36
Personal Goods and Services	100.61
Transportation	98.79



2006 Per Capita Personal Income for Lee County was \$40,113 compared to a Florida Average of \$36,720

Crime


3-Yr Rate per 100,000, 2005-2007

	County	Florida	County Quartile
Larceny	2107.6	2601.2	3
Burglary	966.3	936.9	3
Total Domestic Violence Offenses	480.9	635.4	2
Aggravated Assault	325.0	455.9	2
Forible Sex Offenses	51.4	54.3	3
Alcohol Related Motor Vehicle Deaths	7.5	6.5	2
Age-Adjusted Suicide Death Rate	15.8	12.5	3
Murder	7.2	5.8	4

Health Care Utilization & Resources for Lee County 2007, Florida

Lee Hospitals
 Cape Coral Hospital
 Health Park Hospital
 Lee Memorial Hospital
 Lehigh Regional Medical Center
 Southwest Regional

Rate per 100,000	County	Florida
Total Hospital Beds	272	314
Acute Care Beds	256	263
Specialty Beds	16	51
Nursing Home Beds	350	440
County Health Dept FTE	45	64
County Health Dept \$	2,997,350	4,299,644



Communicable Diseases

3 yr Rate per 100,000, 2005-2007	County	Trend	Florida	County Quartile
Infectious Syphilis Cases	1.5	Steady	4.3	3
Gonorrhea Cases	94.4	Steady	122.4	2
Chlamydia	253.3	Negative	271.8	3
Vaccine Preventable Disease Rate	2.7	N/A	3.0	3
AIDS Cases	12.5	Steady	24.0	2
Tuberculosis Cases	4.5	Negative	5.7	3

Workforce & Health Care Resource Information for Lee County, Florida

Top Industries (% of all workers)	County, 2007	Florida, 2007	Climate	
Trade, Transportation, Utilities	22.1%	20.9%	Average Temperature	
Construction	14.0%	7.5%	January	High 74, Low 53
Leisure & Hospitality	13.2%	11.8%	July	High 91, Low 74
Professional & Business Services	11.8%	16.6%		
Education & Health Services	9.4%	18.9%		
Financial Activities	5.7%	6.8%		



Licensed Health Professionals	County	State
Physicians Per 100,000	178.7	276.7
OBGYNs Per 100,000	8.7	9.7
Pediatricians Per 100,000	11.9	19.9
Dentists Per 100,000	43.9	61.7

In 2007, 79.8% of Lee County residents reported that they had health care insurance coverage. That compares to a Florida average of 81.4%.


Maternal and Child Health	County 2005-2007	Trend	Florida 2005-2007	County Quartile
Total Births (3 yr annual avg)	7278.0			
Teen (15-19) Birth Rate	55.8	Steady	42.9	3
Infant Death Rate (0-364 Days)	6.5	Steady	7.2	2
Neonatal Death Rate (0-27 Days)	4.3	Steady	4.6	2
Low Birthweight <2500 Grams (% of Live Births)	8.5%	Steady	8.7%	3
% of Live Births with Late or No Prenatal Care	5.9%	Negative	5.7%	3
% of Births with 1st Trimester Prenatal Care	72.6%	Negative	77.0%	3



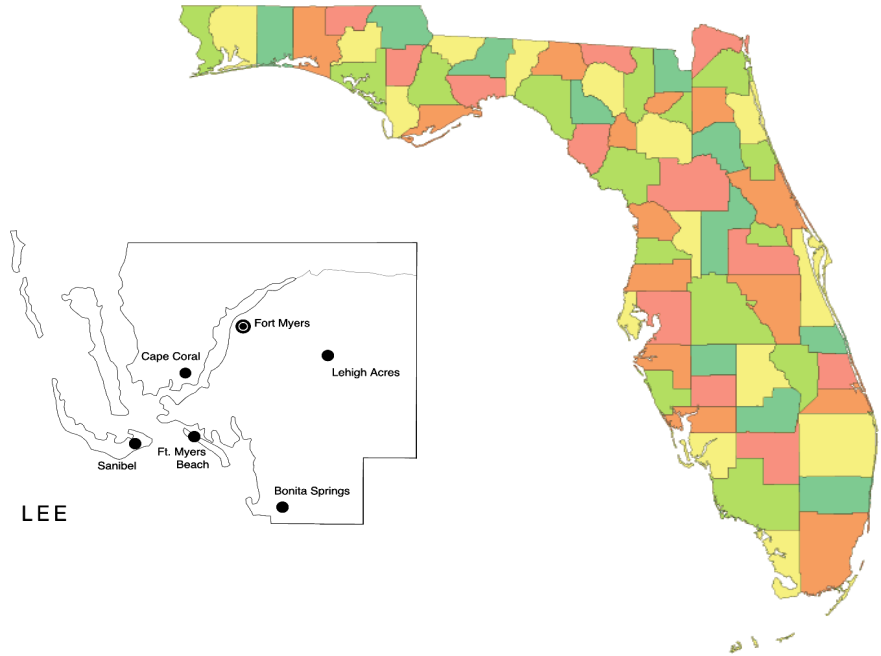
Mortality & Leading Causes of Death	County 2005-2007 Age-Adjusted Rate	Trend	Florida 2005-2007 Age-Adjusted Rate	County Quartile
All Causes	618.1	Positive	697.9	1
Heart Disease	156.8	Positive	172.5	1
Cancer	143.3	Positive	165.9	1
Chronic Lower Respiratory Disease	28.9	Positive	36.3	1
Stroke	26.9	Positive	35.1	1
Motor Vehicle Crashes	24.6	N/A	18.3	3
Diabetes	17.4	Negative	21.1	1
Cirrhosis	10.1	Steady	10.0	2
Pneumonia/Influenza	7.5	Positive	9.7	1
AIDS/HIV	6.5	Steady	9.1	3



Behavioral Risk Factors Telephone Survey 2007	County	Trend	State	County Quartile
Percent who Smoke	19.6%	Positive	19.3%	2
Percent who Drink Heavily	18.9%	Steady	16.2%	4
Percent with High Blood Pressure	32.6%	Steady	28.2%	3
Percent with High Cholesterol	41.6%	Negative	37.1%	4
Percent with Diabetes	10.4%	Negative	8.7%	3
Percent Overweight	39.8%	Steady	38.0%	4
Percent Obese	23.9%	Negative	24.1%	2
Percent Sedentary	25.5%	Steady	25.4%	2



Community Health Profile Lee County, Florida



Health Planning Council of Southwest Florida, Inc.
8961 Daniels Center Drive #401
Fort Myers, Florida 33912
(239) 433-6700



Health Planning Council of Southwest Florida, Inc.
serving Charlotte, Collier, DeSoto, Glades, Hendry, Lee & Sarasota Counties