
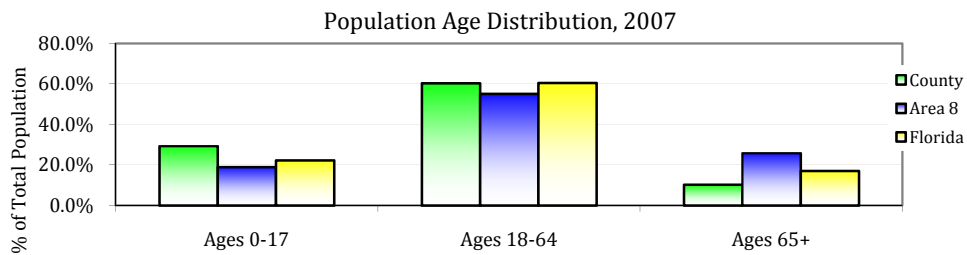


Population Demographics for Hendry County, Florida

	County 2007		Area 8 2007		Florida 2007	
	#	%	#	%	#	%
Total	39,846	2.5%	1,594,760	8.5%	18,731,287	
Male	21,382	53.7%	782,701	49.1%	9,173,531	49.0%
Female	18,464	46.3%	812,059	50.9%	9,557,756	51.0%
Ages 0-17	11,690	29.3%	303,765	19.0%	4,183,400	22.3%
Ages 18-64	24,054	60.4%	878,652	55.1%	11,337,626	60.5%
Ages 65+	4,102	10.3%	412,343	25.9%	3,210,261	17.1%
White	33,887	85.0%	1,460,417	91.6%	15,091,817	80.6%
Black	5,362	13.5%	109,768	6.9%	3,110,346	16.6%
Other	597	1.5%	24,575	1.5%	529,124	2.8%
Hispanic	19,078	47.9%	262,603	16.5%	3,911,480	20.9%



County Seat: La Belle
US Sugar Corp is the largest employer in Hendry County



Cost of Living, Price Index Level, 2007, Florida Average = 100

	County
Total	130.87
Food	103.00
Housing	84.00
Medical Care	93.00
Personal Goods and Services	97.00
Transportation	100.00



2006 Per Capita Personal Income for Hendry County was \$22,450 compared to a Florida Average of \$36,720

Crime

3-Yr Rate per 100,000, 2005-2007

	County	Florida	County Quartile
Larceny	2037.9	2601.2	3
Burglary	1180.5	936.9	4
Total Domestic Violence Offenses	599.2	635.4	3
Aggravated Assault	582.1	455.9	4
Forible Sex Offenses	58.0	54.3	3
Alcohol Related Motor Vehicle Deaths	18.8	6.5	4
Age-Adjusted Suicide Death Rate	6.6	12.5	1
Murder	11.1	5.8	4

Health Care Utilization & Resources for Hendry County 2007, Florida

DeSoto, Glades and Hendry Hospitals
 DeSoto Memorial Hospital
 Hendry Regional Medical Center

Rate per 100,000	County	Florida
Total Hospital Beds	63	314
Acute Care Beds	63	263
Specialty Beds	0	51
Nursing Home Beds	622	440
County Health Dept FTE	214	64
County Health Dept \$	13,474,859	4,299,644



Communicable Diseases

3 yr Rate per 100,000, 2005-2007	County	Trend	Florida	County Quartile
Infectious Syphilis Cases	0.0	Steady	4.3	1
Gonorrhea Cases	102.3	Steady	122.4	3
Chlamydia	349.5	Negative	271.8	4
Vaccine Preventable Disease Rate	2.6	N/A	3.0	3
AIDS Cases	13.6	Positive	24.0	3
Tuberculosis Cases	21.3	Negative	5.7	4

Workforce & Health Care Resource Information for Hendry County, Florida

Top Industries (% of all workers)	County, 2007	Florida, 2007
Trade, Transportation, Utilities	16.4%	20.9%
Manufacturing	9.4%	4.9%
Leisure & Hospitality	7.2%	11.8%
Construction	5.4%	7.5%
Public Administration	3.9%	5.9%
Professional & Business Services	2.9%	16.6%

Climate

Average Temperature	
January	High 72, Low 53
July	High 91, Low 73



Licensed Health Professionals	County	State
Physicians Per 100,000	50.3	276.7
OBGYNs Per 100,000	0.0	9.7
Pediatricians Per 100,000	10.0	19.9
Dentists Per 100,000	19.6	61.7

In 2007, 64.5% of Hendry County residents reported that they had health care insurance coverage. That compares to a Florida average of 81.4%.


Maternal and Child Health	County 2005-2007	Trend	Florida 2005-2007	County Quartile
Total Births (3 yr annual avg)	753.0			
Teen (15-19) Birth Rate	86.9	Steady	42.9	4
Infant Death Rate (0-364 Days)	9.7	Negative	7.2	4
Neonatal Death Rate (0-27 Days)	6.6	Negative	4.6	4
Low Birthweight <2500 Grams (% of Live Births)	8.5%	Negative	8.7%	2
% of Live Births with Late or No Prenatal Care	8.8%	Negative	5.7%	4
% of Births with 1st Trimester Prenatal Care	64.0%	Negative	77.0%	4



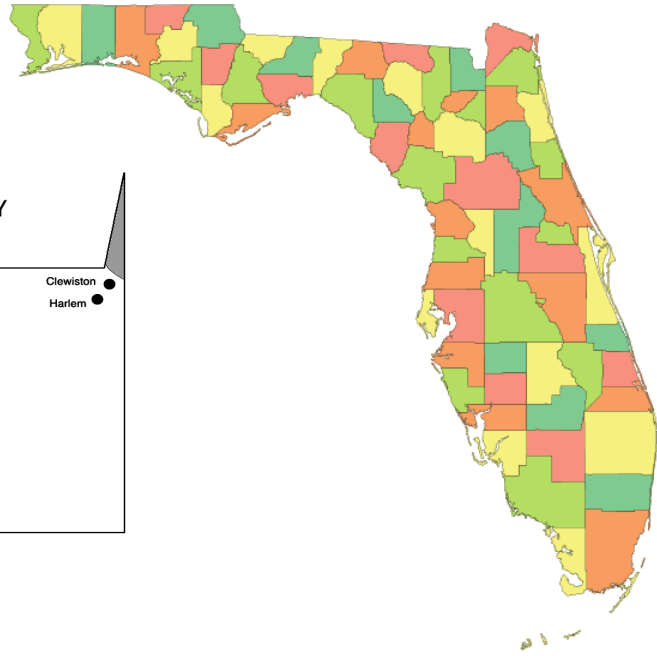
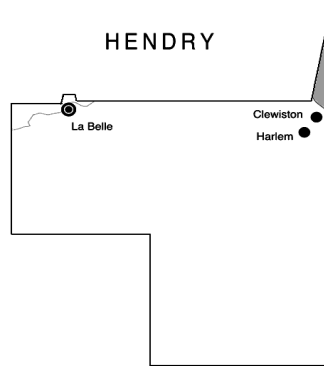
Mortality & Leading Causes of Death	County 2005-2007 Age-Adjusted Rate	Trend	Florida 2005-2007 Age-Adjusted Rate	County Quartile
All Causes	868.7	Positive	697.9	3
Heart Disease	236.2	Positive	172.5	4
Cancer	184.3	Steady	165.9	3
Chronic Lower Respiratory Disease	49.6	Positive	36.3	3
Motor Vehicle Crashes	48.0	N/A	18.3	4
Stroke	44.5	Steady	35.1	3
Diabetes	42.5	Positive	21.1	4
Cirrhosis	18.4	Negative	10.0	4
Pneumonia/Influenza	15.1	Positive	9.7	3
AIDS/HIV	9.1	Steady	9.1	4



Behavioral Risk Factors Telephone Survey 2007	County	Trend	State	County Quartile
Percent who Smoke	21.6%	Positive	19.3%	2
Percent who Drink Heavily	19.1%	Positive	16.2%	4
Percent with High Blood Pressure	23.0%	Positive	28.2%	1
Percent with High Cholesterol	32.0%	Positive	37.1%	1
Percent with Diabetes	6.2%	Positive	8.7%	1
Percent Overweight	32.1%	Steady	38.0%	1
Percent Obese	30.2%	Positive	24.1%	3
Percent Sedentary	38.1%	Negative	25.4%	4



Community Health Profile Hendry County, Florida



Health Planning Council of Southwest
Florida, Inc.
8961 Daniels Center Drive #401
Fort Myers, Florida 33912
(239) 433-6700



Health Planning Council of Southwest Florida, Inc.
serving Charlotte, Collier, DeSoto, Glades, Hendry, Lee & Sarasota Counties