
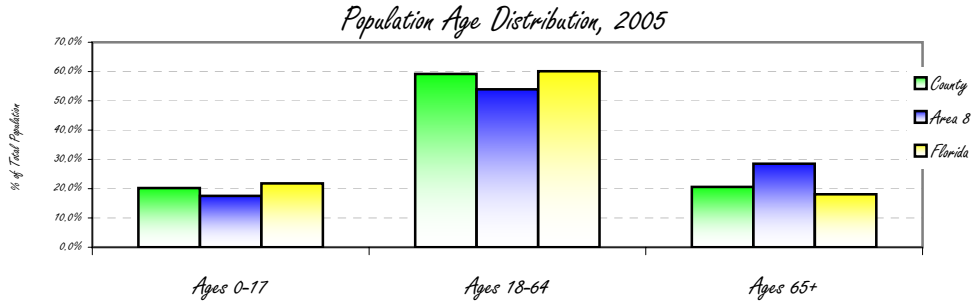


Population Demographics for Glades County, Florida

	County 2005		Area 8 2005		Florida 2005	
	#	%	#	%	#	%
Total	11,241	0.8%	1,463,142	8.2%	17,926,011	
Male	6,183	55.0%	715,126	48.9%	8,747,893	48.8%
Female	5,058	45.0%	748,016	51.1%	9,178,118	51.2%
Ages 0-17	2,271	20.2%	256,585	17.5%	3,907,870	21.8%
Ages 18-64	6,655	59.2%	789,066	53.9%	10,773,533	60.1%
Ages 65+	2,316	20.6%	417,490	28.5%	3,244,608	18.1%
White	8,352	74.3%	1,262,122	86.3%	13,641,694	76.1%
Black	1,281	11.4%	92,251	6.3%	2,760,606	15.4%
Asian	45	0.4%	13,731	0.9%	358,520	2.0%
Other	1,562	13.9%	95,039	6.5%	1,165,191	6.5%
Hispanic	2,113	18.8%	200,658	13.7%	3,495,572	19.5%

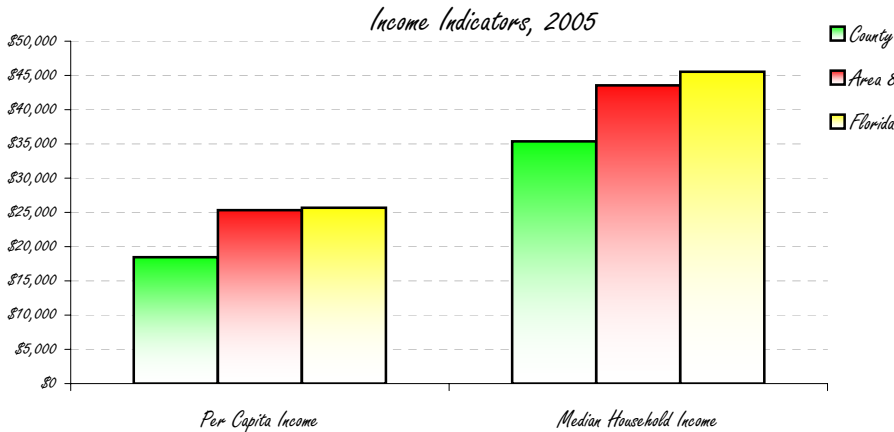
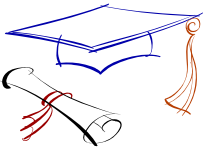


Glades County is less dense than the state with 14.5 persons per square mile compared to the state at 332.4 per square mile.



Socioeconomic Status for Glades County, Florida


	County 2005	Area 8 2005	Florida 2005
Per Capita Income	\$18,451	\$25,320	\$25,688
Median Household Income	\$35,377	\$43,540	\$45,531
Percent of Persons <100% FPL	15.2%	-	12.5%
Percent of Students on Free/Reduced Lunch	66.8%	35.6%	44.8%
Percent with High School Diploma	69.8%	-	79.9%
Percent with College Degrees	9.8%	-	22.3%
Unemployment Rate	4.7%	3.2%	3.6%



Health Care Utilization & Resources for DeSoto, Glades and Hendry Counties 2005, Florida

DeSoto, Glades and Hendry Hospitals
 DeSoto Memorial Hospital
 Hendry Regional Medical Center

Facilities	Tri-County	Area 8
Hospital Beds	74	4,577
Hosp. Census days	10,980	855,663
% Bed Occupancy	41%	51%
Nursing Home Beds	237	6,700
NH Bed/Person	347	107
Emergency Room Visits	Tri-County	Area 8
Pediatric Visits	7,585	88,139
Adult Visits	19,531	500,961



Top Five Avoidable Hospital Admissions Rates

By Diagnosis, 2004

	County	Area 8	Florida
Chronic Obstructive Pulmonary Disease Admissions Rate/100,000 (Age 18+)	448.2	295.8	281.3
Congestive Heart Failure Admissions Rate/100,000 (Age 18+)	344.7	620.4	577.8
Bacterial Pneumonia Admissions/100,000 (Total Population)	255.1	364.5	333.3
Pediatric Gastroenteritis Admissions/100,000 (Age <18)	176.1	157.9	138.8
Urinary Tract Infection Admissions/100,000	118.5	149.8	176.4

Workforce & Health Care Resource Information for Glades County, Florida

Top Industries (% of all workers)	County 2000
Educational, health and social services	18.5%
Agriculture, forestry, fishing, hunting, and mining	12.5%
Public Administration	10.9%
Construction	10.0%
Retail Trade	9.6%

Consumer Price Index	County 2004
Food	103.0
Health Care	93.1
Housing	89.3
Other goods/svcs	97.4
Transportation	98.8



Licensed Health Professionals	County	State
Physicians Per 100,000	9.3	279.7
OB/GYNs Per 100,000	9.3	9.5
Pediatricians Per 100,000	0.0	17.1
Dentists Per 100,000	0.0	61.4
Uninsured	County	State
Percentage of Persons <Age 65 who are Uninsured	30.0%	17.3%

Health Professional Shortage Areas
 All of Glades County is designated a primary care, dental and mental health professional shortage area.

Maternal and Child Health

	<i>County 2005</i>	<i>Area 8 2005</i>	<i>Florida 2005</i>
<i>Total Birth Rate (Rate/1,000)</i>	7.2	10.9	12.6
<i>Teen (15-19) Birth Rate (Rate/1,000)</i>	47.5	50.1	41.9
<i>Repeat Births to Teens (% of Teen Births)</i>	25.0%	17.4%	16.1%
<i>Low Birthweight Rate (% of Live Births)</i>	6.5%	7.5%	8.8%
<i>Percent of Live Births with Late or No Prenatal Care</i>	5.9%	6.2%	5.3%
<i>Infant Death Rate (note: 1 infant death in small population)</i>	13.0	5.4	7.2
<i>Percent of Kindergartners Immunized (2004)</i>	96.1%	95.7%	93.7%




Mortality & Top 5 Leading Causes of Death

	<i>County 2005</i>		<i>Florida 2005</i>
	<i>Number</i>	<i>Age-Adjusted Rate / 100,000</i>	<i>Age-Adjusted Rate / 100,000</i>
<i>All Causes</i>	110	814.0	723.7
<i>Heart Disease</i>	31	224.4	186.2
<i>Cancer</i>	28	182.7	172.1
<i>Unintentional Injuries</i>	10	95.8	45.6
<i>Chronic Obstructive Pulmonary Disease</i>	9	63.5	38.3
<i>Motor Vehicle Crashes</i>	7	71.6	19.2




Behavioral Risk Factors Telephone Survey 2002

	<i>County</i>	<i>State</i>
<i>Percent who Smoke</i>	35.5%	22.2%
<i>Percent who Drink Heavily</i>	6.5%	14.1%
<i>Percent with High Blood Pressure</i>	45.3%	27.7%
<i>Percent with High Cholesterol</i>	31.9%	35.2%
<i>Percent with Diabetes</i>	9.8%	8.2%
<i>Percent Overweight</i>	28.7%	35.1%
<i>Percent Obese</i>	35.3%	22.3%

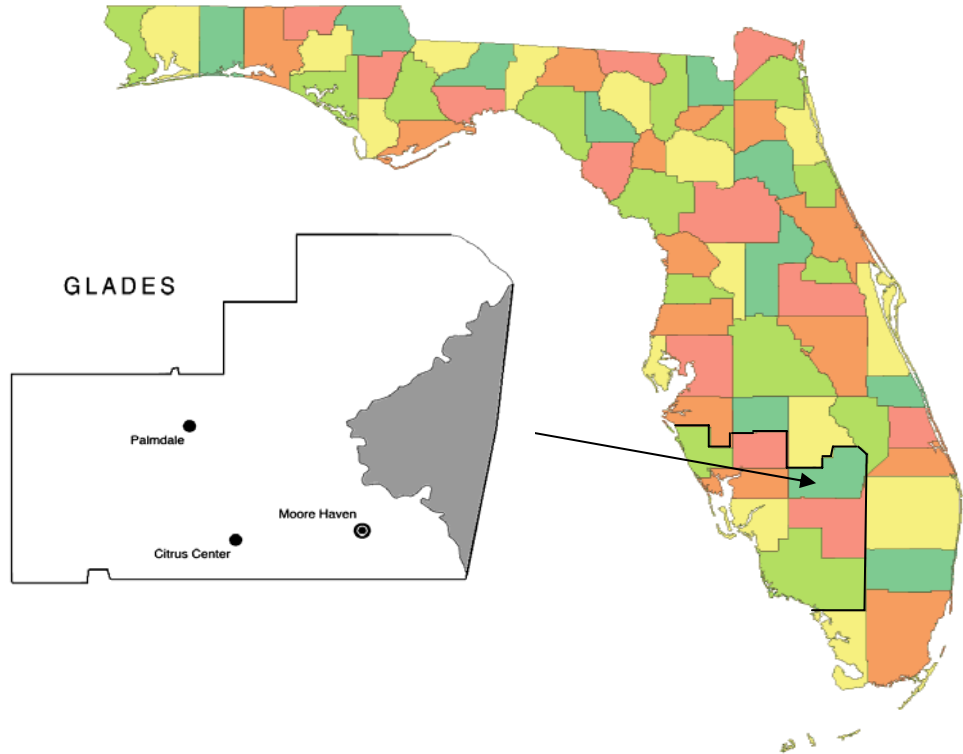


<i>Morbidity</i>	<i>County 2003-2005</i>		<i>Florida 2003-2005</i>
	<i>Avg # Reported/4r</i>	<i>3-Year rate/100,000</i>	<i>3-Year rate/100,000</i>
<i>Sexually Transmitted Diseases</i>	16	151.9	356.5
<i>Vaccine Preventable Diseases</i>	0	0.0	3.6
<i>New HIV Cases</i>	2	18.6	32.1
<i>New AIDS Cases</i>	1	9.3	26.9
<i>Tuberculosis</i>	1	6.2	6.1
<i>Enteric Disease</i>	9	80.6	48.2



Community Health Profile

Glades County, Florida



Health Planning Council of Southwest Florida, Inc.
8961 Daniels Center Drive #401
Fort Myers, Florida 33912
(239) 433-6700



Health Planning Council of Southwest Florida, Inc.
serving Charlotte, Collier, DeSoto, Glades, Hendry, Lee & Sarasota Counties