
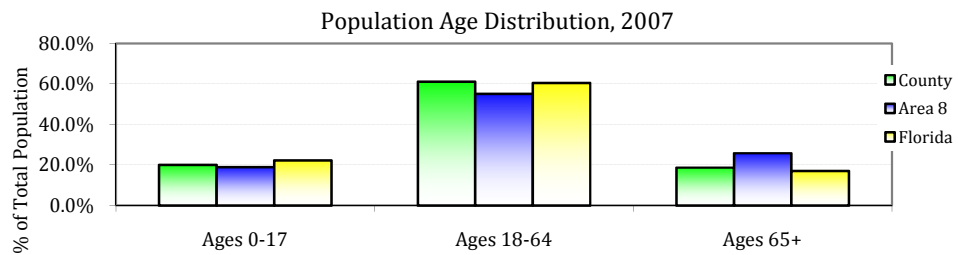


Population Demographics for Glades County, Florida

	County 2007		Area 8 2007		Florida 2007	
	#	%	#	%	#	%
Total	11,113	0.7%	1,594,760	8.5%	18,731,287	
Male	6,150	55.3%	782,701	49.1%	9,173,531	49.0%
Female	4,963	44.7%	812,059	50.9%	9,557,756	51.0%
Ages 0-17	2,236	20.1%	303,765	19.0%	4,183,400	22.3%
Ages 18-64	6,792	61.1%	878,652	55.1%	11,337,626	60.5%
Ages 65+	2,085	18.8%	412,343	25.9%	3,210,261	17.1%
White	9,257	83.3%	1,460,417	91.6%	15,091,817	80.6%
Black	1,259	11.3%	109,768	6.9%	3,110,346	16.6%
Other	597	5.4%	24,575	1.5%	529,124	2.8%
Hispanic	2,040	18.4%	262,603	16.5%	3,911,480	20.9%



County Seat: Moore Haven
 Moore Haven Correctional Facility is the largest employer in Glades County



Cost of Living, Price Index Level, 2007, Florida Average = 100

	County
Total	91.10
Food	99.57
Housing	83.72
Medical Care	99.46
Personal Goods and Services	102.02
Transportation	99.99



2006 Per Capita Personal Income for Glades County was \$20,299 compared to a Florida Average of \$36,720

Crime

3-Yr Rate per 100,000, 2005-2007

	County	Florida	County Quartile
Larceny	1519.6	2601.2	2
Burglary	902.0	936.9	3
Total Domestic Violence Offenses	776.6	635.4	4
Aggravated Assault	354.7	455.9	2
Forible Sex Offenses	27.5	54.3	1
Alcohol Related Motor Vehicle Deaths	24.5	6.5	4
Age-Adjusted Suicide Death Rate	21.9	12.5	4
Murder	6.1	5.8	4

Health Care Utilization & Resources for Glades County 2007, Florida

DeSoto, Glades and Hendry Hospitals
DeSoto Memorial Hospital
Hendry Regional Medical Center

Rate per 100,000	County	Florida
Total Hospital Beds	0	314
Acute Care Beds	0	263
Specialty Beds	0	51
Nursing Home Beds	0	440
County Health Dept FTE	169	64
County Health Dept \$	9,498,416	4,299,644



Communicable Diseases

3 yr Rate per 100,000, 2005-2007	County	Trend	Florida	County Quartile
Infectious Syphilis Cases	0.0	Steady	4.3	1
Gonorrhea Cases	36.7	Steady	122.4	1
Chlamydia	186.5	Negative	271.8	2
Vaccine Preventable Disease Rate	0.0	N/A	3.0	1
AIDS Cases	3.1	Positive	24.0	1
Tuberculosis Cases	3.1	Steady	5.7	2

Workforce & Health Care Resource Information for Glades County, Florida

Top Industries (% of all workers)	County, 2007	Florida, 2007	Climate	
Construction	13.0%	7.5%	Average Temperature	
Trade, Transportation & Utilities	12.0%	20.9%	January	High 73, Low 51
Leisure & Hospitality	8.4%	11.8%	July	High 91, Low 72
Manufacturing	2.5%	4.9%		
Public Administration	2.5%	5.9%		
Other Services	1.8%	3.2%		



Licensed Health Professionals	County	State
Physicians Per 100,000	21.4	276.7
OBGYNs Per 100,000	9.2	9.7
Pediatricians Per 100,000	0.0	19.9
Dentists Per 100,000	0.0	61.7

In 2007, 79.2% of Glades County residents reported that they had health care insurance coverage. That compares to a Florida average of 81.4%.


Maternal and Child Health	County 2005-2007	Trend	Florida 2005-2007	County Quartile
Total Births (3 yr annual avg)	91.0			
Teen (15-19) Birth Rate	52.5	Negative	42.9	3
Infant Death Rate (0-364 Days)	3.7	Positive	7.2	1
Neonatal Death Rate (0-27 Days)	3.7	Steady	4.6	2
Low Birthweight <2500 Grams (% of Live Births)	8.1%	Steady	8.7%	2
% of Live Births with Late or No Prenatal Care	5.6%	Steady	5.7%	3
% of Births with 1st Trimester Prenatal Care	71.2%	Steady	77.0%	3



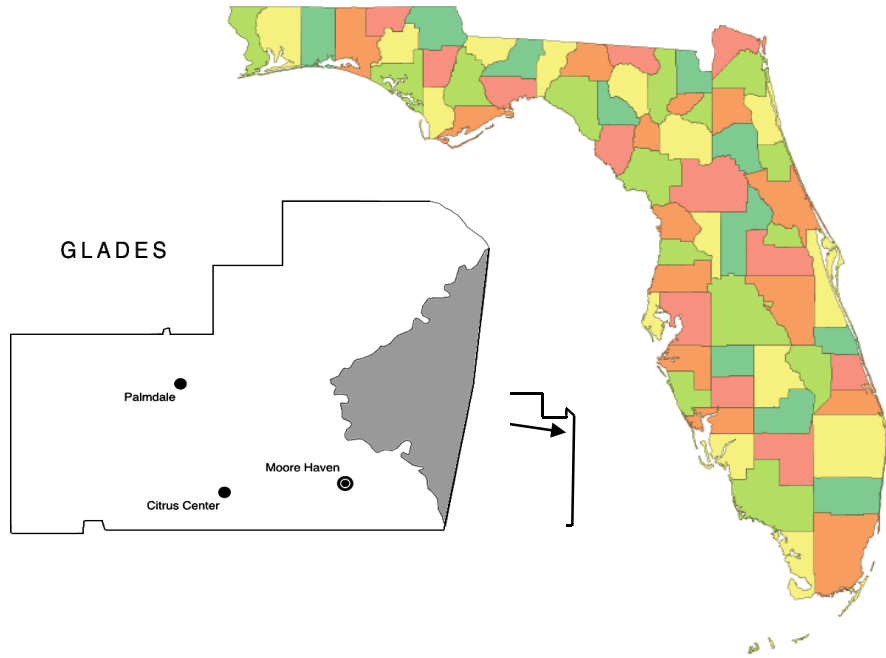
Mortality & Leading Causes of Death	County 2005-2007 Age-Adjusted Rate	Trend	Florida 2005-2007 Age-Adjusted Rate	County Quartile
All Causes	800.3	Steady	697.9	3
Heart Disease	226.5	Steady	172.5	4
Cancer	156.4	Steady	165.9	1
Motor Vehicle Crashes	64.0	N/A	18.3	4
Chronic Lower Respiratory Disease	46.4	Negative	36.3	3
Stroke	36.0	Steady	35.1	2
Cirrhosis	26.0	Negative	10.0	4
AIDS/HIV	18.6	Negative	9.1	4
Diabetes	13.1	Positive	21.1	1
Pneumonia/Influenza	5.1	Positive	9.7	1



Behavioral Risk Factors Telephone Survey 2007	County	Trend	State	County Quartile
Percent who Smoke	17.8%	Positive	19.3%	1
Percent who Drink Heavily	12.5%	Negative	16.2%	1
Percent with High Blood Pressure	32.7%	Positive	28.2%	4
Percent with High Cholesterol	53.9%	Negative	37.1%	4
Percent with Diabetes	8.4%	Steady	8.7%	1
Percent Overweight	42.4%	Negative	38.0%	4
Percent Obese	15.8%	Positive	24.1%	1
Percent Sedentary	35.4%	Negative	25.4%	4



Community Health Profile Glades County, Florida



Health Planning Council of Southwest Florida, Inc.
8961 Daniels Center Drive #401
Fort Myers, Florida 33912
(239) 433-6700



Health Planning Council of Southwest Florida, Inc.
serving Charlotte, Collier, DeSoto, Glades, Hendry, Lee & Sarasota Counties