
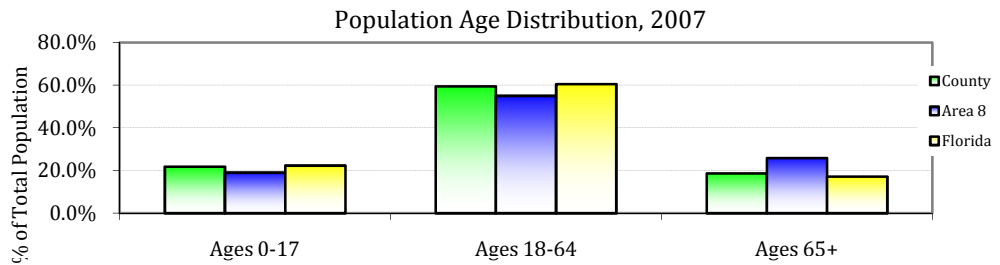


Population Demographics for DeSoto County, Florida

	County 2007		Area 8 2007		Florida 2007	
	#	%	#	%	#	%
Total	34,086	2.1%	1,594,760	8.5%	18,731,287	
Male	18,936	55.6%	782,701	49.1%	9,173,531	49.0%
Female	15,150	44.4%	812,059	50.9%	9,557,756	51.0%
Ages 0-17	7,425	21.8%	303,765	19.0%	4,183,400	22.3%
Ages 18-64	20,289	59.5%	878,652	55.1%	11,337,626	60.5%
Ages 65+	6,372	18.7%	412,343	25.9%	3,210,261	17.1%
White	29,077	85.3%	1,460,417	91.6%	15,091,817	80.6%
Black	4,408	12.9%	109,768	6.9%	3,110,346	16.6%
Other	601	1.8%	24,575	1.5%	529,124	2.8%
Hispanic	11,021	32.3%	262,603	16.5%	3,911,480	20.9%



County Seat: Arcadia
Wal-Mart is the largest employer in DeSoto County



Cost of Living, Price Index Level, 2007, Florida Average = 100

	County
Total	90.55
Food	100.42
Housing	80.93
Medical Care	107.67
Personal Goods and Services	97.92
Transportation	96.89



2006 Per Capita Personal Income for DeSoto County was \$20,052 compared to a Florida Average of \$36,720

Crime


3-Yr Rate per 100,000, 2005-2007

	County	Florida	County Quartile
Larceny	1784.0	2601.2	2
Burglary	1234.1	936.9	4
Total Domestic Violence Offenses	590.0	635.4	2
Aggravated Assault	577.0	455.9	4
Forible Sex Offenses	34.1	54.3	1
Alcohol Related Motor Vehicle Deaths	14.0	6.5	4
Age-Adjusted Suicide Death Rate	15.2	12.5	3
Murder	6.0	5.8	4

Health Care Utilization & Resources for DeSoto County 2007, Florida

**DeSoto, Glades and Hendry
Hospitals**
DeSoto Memorial Hospital
Hendry Regional Medical
Center

Rate per 100,000	County	Florida
Total Hospital Beds	144	314
Acute Care Beds	144	263
Specialty Beds	0	51
Nursing Home Beds	120	440
County Health Dept FTE	203	64
County Health Dept \$	13,661,734	4,299,644



Communicable Diseases

3 yr Rate per 100,000, 2005-2007	County	Trend	Florida	County Quartile
Infectious Syphilis Cases	1.0	Steady	4.3	2
Gonorrhea Cases	109.2	Steady	122.4	3
Chlamydia	283.5	Steady	271.8	3
Vaccine Preventable Disease Rate	1.0	N/A	3.0	1
AIDS Cases	16.0	Steady	24.0	3
Tuberculosis Cases	12.0	Positive	5.7	4

Workforce & Health Care Resource Information for DeSoto County, Florida

Top Industries (% of all workers)	County, 2007	Florida, 2007
Trade, Transportation, Utilities	23.3%	20.9%
Natural Resources & Mining	17.1%	1.2%
Public Administration	16.9%	5.9%
Construction	5.7%	7.5%
Manufacturing	4.9%	4.9%
Leisure & Hospitality	4.9%	11.8%

Climate	
Average Temperature	
January	High 71, Low 49
July	High 91, Low 73



Licensed Health Professionals	County	State
Physicians Per 100,000	60.1	276.7
OBGYNs Per 100,000	7.0	9.7
Pediatricians Per 100,000	2.9	19.9
Dentists Per 100,000	22.0	61.7

In 2007, 65.4% of DeSoto County residents reported that they had health care insurance coverage. That compares to a Florida average of 81.4%.


Maternal and Child Health	County 2005-2007	Trend	Florida 2005-2007	County Quartile
Total Births (3 yr annual avg)	492.3			
Teen (15-19) Birth Rate	92.8	Negative	42.9	4
Infant Death Rate (0-364 Days)	6.1	Steady	7.2	2
Neonatal Death Rate (0-27 Days)	2.7	Positive	4.6	1
Low Birthweight <2500 Grams (% of Live Births)	7.0%	Positive	8.7%	1
% of Live Births with Late or No Prenatal Care	9.6%	Positive	5.7%	4
% of Births with 1st Trimester Prenatal Care	62.9%	Steady	77.0%	4



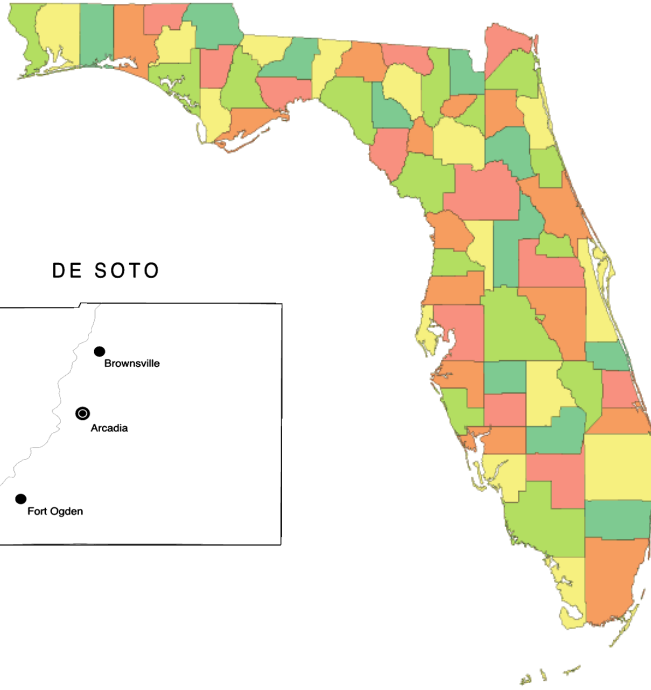
Mortality & Leading Causes of Death	County 2005-2007 Age-Adjusted Rate	Trend	Florida 2005-2007 Age-Adjusted Rate	County Quartile
All Causes	654.1	Positive	697.9	1
Heart Disease	168.9	Positive	172.5	2
Cancer	139.3	Positive	165.9	1
Motor Vehicle Crashes	45.8	N/A	18.3	4
Chronic Lower Respiratory Disease	30.4	Positive	36.3	1
Diabetes	28.3	Positive	21.1	3
Cirrhosis	19.4	Negative	10.0	4
Stroke	17.6	Positive	35.1	1
AIDS/HIV	6.1	Positive	9.1	3
Pneumonia/Influenza	5.6	Positive	9.7	1



Behavioral Risk Factors Telephone Survey 2007	County	Trend	State	County Quartile
Percent who Smoke	21.2%	Positive	19.3%	2
Percent who Drink Heavily	20.7%	Steady	16.2%	4
Percent with High Blood Pressure	24.6%	Positive	28.2%	1
Percent with High Cholesterol	36.7%	Positive	37.1%	2
Percent with Diabetes	12.5%	Positive	8.7%	4
Percent Overweight	44.2%	Negative	38.0%	4
Percent Obese	32.7%	Negative	24.1%	4
Percent Sedentary	30.2%	Positive	25.4%	3



Community Health Profile DeSoto County, Florida



Health Planning Council of Southwest Florida, Inc.
8961 Daniels Center Drive #401
Fort Myers, Florida 33912
(239) 433-6700



Health Planning Council of Southwest Florida, Inc.
serving Charlotte, Collier, DeSoto, Glades, Hendry, Lee & Sarasota Counties