


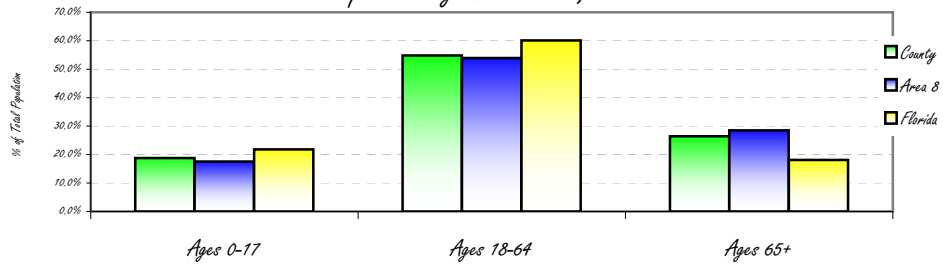
Population Demographics for Collier County, Florida

	County 2005		Area 8 2005		Florida 2005	
	#	%	#	%	#	%
Total	318,533	21.8%	1,463,142	8.2%	17,926,011	
Male	158,629	49.8%	715,126	48.9%	8,747,893	48.8%
Female	159,904	50.2%	748,016	51.1%	9,178,118	51.2%
Ages 0-17	59,884	18.8%	256,585	17.5%	3,907,870	21.8%
Ages 18-64	174,556	54.8%	789,066	53.9%	10,773,533	60.1%
Ages 65+	84,093	26.4%	417,490	28.5%	3,244,608	18.1%
White	266,931	83.8%	1,262,122	86.3%	13,641,694	76.1%
Black	15,608	4.9%	92,251	6.3%	2,760,606	15.4%
Asian	2,548	0.8%	13,731	0.9%	358,520	2.0%
Other	33,446	10.5%	95,039	6.5%	1,165,191	6.5%
Hispanic	78,041	24.5%	200,658	13.7%	3,495,572	19.5%



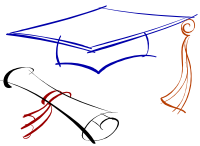
Collier County is less dense than the state with 157.3 persons per square mile compared to the state at 332.4 per square mile.

Population Age Distribution, 2005

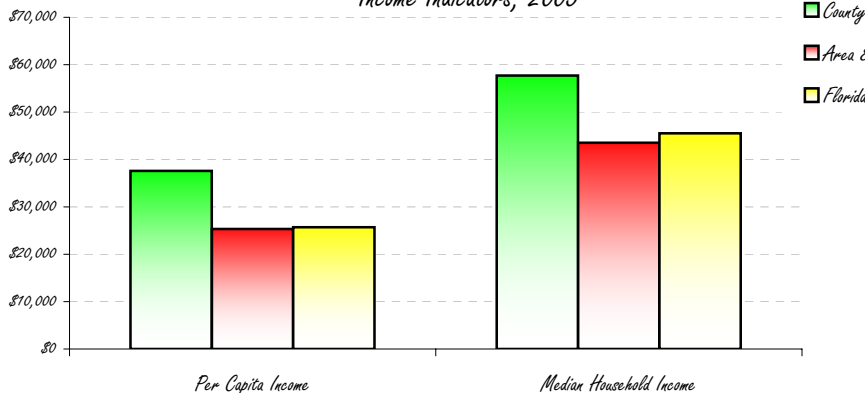


Socioeconomic Status for Collier County, Florida

	County 2005	Area 8 2005	Florida 2005
Per Capita Income	\$37,597	\$25,320	\$25,688
Median Household Income	\$57,693	\$43,540	\$45,531
Percent of Persons <100% FPL	10.3%	-	12.5%
Percent of Students on Free/Reduced Lunch	21.0%	35.6%	44.8%
Percent with High School Diploma	81.8%	-	79.9%
Percent with College Degrees	27.9%	-	22.3%
Unemployment Rate	3.4%	3.2%	3.6%




Income Indicators, 2005



Health Care Utilization & Resources for Collier County 2005, Florida

Collier Hospitals  
 Naples Community Hospital  
 North Collier Hospital  
 Physicians Regional Medical Center

Facilities	County	Area 8
Hospital Beds	673	4,577
Hosp. Census days	175,226	855,663
% Bed Occupancy	71%	51%
Nursing Home Beds	908	6,700
NH Bed/Person	175	107
Emergency Room Visits	County	Area 8
Pediatric Visits	23,719	88,139
Adult Visits	105,353	500,961



Top Five Avoidable Hospital Admissions Rates

By Diagnosis, 2004	County	Area 8	Florida
Congestive Heart Failure Admissions Rate/100,000 (Age 18+)	374.0	620.4	577.8
Perforated Appendix Admission Rate/1,000 Admissions with Appendicitis	365.1	339.4	291.2
Pediatric Asthma Admissions Rate/100,000 (Age <18)	252.1	259.0	236.7
Bacterial Pneumonia Admissions/100,000 (Total Population)	228.3	364.5	333.3
Chronic Obstructive Pulmonary Disease Admissions Rate/100,000 (Age 18+)	139.9	295.8	281.3

Workforce & Health Care Resource Information for Collier County, Florida

Top Industries (% of all workers)	County 2000
Retail trade	14.5%
Educational, health and social services	14.2%
Arts, entertainment, recreation, accommodation	14.1%
	12.9%
Professional, scientific, management, administrative, and waste management	11.0%

Consumer Price Index	County 2004
Food	102.1
Health Care	94.5
Housing	110.0
Other goods/sves	106.8
Transportation	99.5



Licensed Health Professionals	County	State
Physicians Per 100,000	206.0	279.7
OB/GYNs Per 100,000	8.7	9.5
Pediatricians Per 100,000	8.7	17.1
Dentists Per 100,000	59.8	61.4

Health Professional Shortage Areas  
 Geographically Immokalee and Everglades City are designated shortage areas for Primary Care. The whole county is designated a shortage area for dental for the low income and migrant farmworker population.

Uninsured	County	State
Percentage of Persons <Age 65 who are Uninsured	18.0%	17.3%


<i>Maternal and Child Health</i>	<i>County 2005</i>	<i>Area 8 2005</i>	<i>Florida 2005</i>
<i>Total Birth Rate (Rate/1,000)</i>	12.7	10.9	12.6
<i>Teen (15-19) Birth Rate (Rate/1,000)</i>	53.0	50.1	41.9
<i>Repeat Births to Teens (% of Teen Births)</i>	17.2%	17.4%	16.1%
<i>Low Birthweight Rate (% of Live Births)</i>	6.8%	7.5%	8.8%
<i>Percent of Live Births with Late or No Prenatal Care</i>	7.1%	6.2%	5.3%
<i>Infant Death Rate</i>	4.4	5.4	7.2
<i>Percent of Kindergartners Immunized (2004)</i>	93.7%	95.7%	93.7%




<i>Mortality &amp; Top 5 Leading Causes of Death</i>	<i>County 2005</i>		<i>Florida 2005</i>
	<i>Number</i>	<i>Age-Adjusted Rate / 100,000</i>	<i>Age-Adjusted Rate / 100,000</i>
<i>All Causes</i>	2,618	527.9	723.7
<i>Cancer</i>	745	141.6	172.1
<i>Heart Disease</i>	622	117.1	186.2
<i>Unintentional Injuries</i>	174	50.3	45.6
<i>Stroke</i>	140	27.1	37.6
<i>Chronic Obstructive Pulmonary Disease</i>	130	22.8	38.3



<i>Behavioral Risk Factors Telephone Survey 2002</i>	<i>County</i>	<i>State</i>
<i>Percent who Smoke</i>	19.4%	22.2%
<i>Percent who Drink Heavily</i>	13.5%	14.1%
<i>Percent with High Blood Pressure</i>	25.4%	27.7%
<i>Percent with High Cholesterol</i>	31.4%	35.2%
<i>Percent with Diabetes</i>	7.4%	8.2%
<i>Percent Overweight</i>	30.6%	35.1%
<i>Percent Obese</i>	18.3%	22.3%

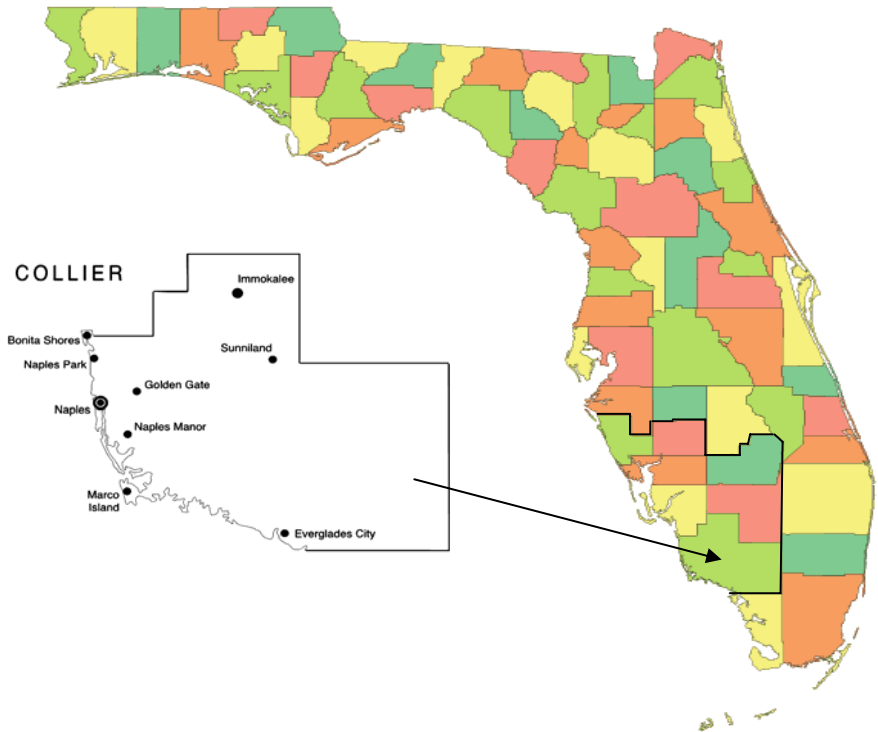


<i>Morbidity</i>	<i>County 2003-2005</i>		<i>Florida 2003-2005</i>
	<i>Avg # Reported/4r</i>	<i>3-Year rate/100,000</i>	<i>3-Year rate/100,000</i>
<i>Sexually Transmitted Diseases</i>	670	217.0	356.5
<i>Vaccine Preventable Diseases</i>	7	2.3	3.6
<i>New HIV Cases</i>	46	14.9	32.1
<i>New AIDS Cases</i>	42	13.6	26.9
<i>Tuberculosis</i>	22	7	6.1
<i>Enteric Disease</i>	228	74	48.2



# Community Health Profile

## Collier County, Florida



Health Planning Council of Southwest Florida, Inc.  
8961 Daniels Center Drive #401  
Fort Myers, Florida 33912  
(239) 433-6700



Health Planning Council of Southwest Florida, Inc.  
serving Charlotte, Collier, DeSoto, Glades, Hendry, Lee & Sarasota Counties