
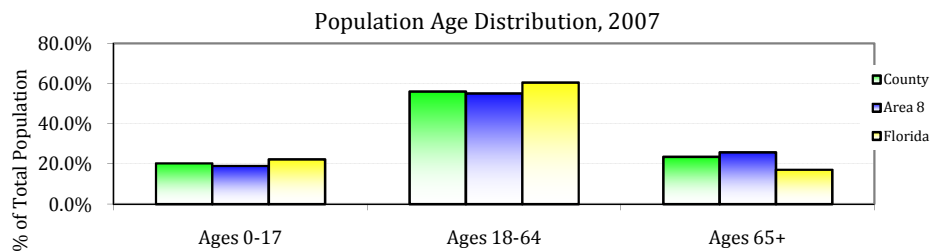


Population Demographics for Collier County, Florida

	County 2007		Area 8 2007		Florida 2007	
	#	%	#	%	#	%
Total	335,235	21.0%	1,594,760	8.5%	18,731,287	
Male	166,794	49.8%	782,701	49.1%	9,173,531	49.0%
Female	168,441	50.2%	812,059	50.9%	9,557,756	51.0%
Ages 0-17	68,068	20.3%	303,765	19.0%	4,183,400	22.3%
Ages 18-64	187,937	56.1%	878,652	55.1%	11,337,626	60.5%
Ages 65+	79,230	23.6%	412,343	25.9%	3,210,261	17.1%
White	309,675	92.4%	1,460,417	91.6%	15,091,817	80.6%
Black	20,930	6.2%	109,768	6.9%	3,110,346	16.6%
Other	4,630	1.4%	24,575	1.5%	529,124	2.8%
Hispanic	83,528	24.9%	262,603	16.5%	3,911,480	20.9%



County Seat: Naples
 Naples Community
 Hospital, Inc. is the largest
 employer in Collier
 County



Cost of Living, Price Index Level, 2007, Florida Average = 100

	County
Total	92.31
Food	102.08
Housing	97.24
Medical Care	95.73
Personal Goods and Services	104.26
Transportation	99.85



2006 Per Capita Personal
 Income for Collier County
 was \$57,446 compared to a
 Florida Average of \$36,720

Crime


3-Yr Rate per 100,000, 2005-2007

	County	Florida	County Quartile
Larceny	1337.8	2601.2	2
Burglary	442.5	936.9	1
Total Domestic Violence Offenses	580.2	635.4	2
Aggravated Assault	289.8	455.9	2
Forible Sex Offenses	45.5	54.3	2
Alcohol Related Motor Vehicle Deaths	4.9	6.5	1
Age-Adjusted Suicide Death Rate	10.4	12.5	1
Murder	3.3	5.8	2

Health Care Utilization & Resources for Collier County 2007, Florida

Collier Hospitals
 Naples Community Hospital
 North Collier Hospital
 Physicians Regional Medical Center

Rate per 100,000	County	Florida
Total Hospital Beds	270	314
Acute Care Beds	230	263
Specialty Beds	40	51
Nursing Home Beds	271	440
County Health Dept FTE	60	64
County Health Dept \$	4,230,037	4,299,644



Communicable Diseases

3 yr Rate per 100,000, 2005-2007	County	Trend	Florida	County Quartile
Infectious Syphilis Cases	3.9	Steady	3.0	4
Gonorrhea Cases	36.5	Steady	122.4	1
Chlamydia	196.0	Negative	271.8	2
Vaccine Preventable Disease Rate	2.1	N/A	3.0	2
AIDS Cases	14.2	Steady	24.0	3
Tuberculosis Cases	5.6	Positive	5.7	3

Workforce & Health Care Resource Information for Collier County, Florida

Top Industries (% of all workers)	County, 2007	Florida, 2007
Trade, Transportation, Utilities	18.3%	20.9%
Leisure & Hospitality	17.3%	11.8%
Construction	14.2%	7.5%
Education & Health Services	11.8%	18.9%
Professional & Business Services	10.7%	16.6%
Financial Activities	6.0%	6.8%

Climate

Average Temperature	
January	High 75, Low 53
July	High 91, Low 73



Licensed Health Professionals	County	State
Physicians Per 100,000	211.6	276.7
OBGYNs Per 100,000	9.9	9.7
Pediatricians Per 100,000	10.1	19.9
Dentists Per 100,000	60.3	61.7

In 2007, 77.8% of Collier County residents reported that they had health care insurance coverage. That compares to a Florida average of 81.4%.

Maternal and Child Health	County 2005-2007	Trend	Florida 2005-2007	County Quartile
Total Births (3 yr annual avg)	4150.0			
Teen (15-19) Birth Rate	52.6	Positive	42.9	3
Infant Death Rate (0-364 Days)	5.6	Steady	7.2	1
Neonatal Death Rate (0-27 Days)	3.5	Positive	4.6	1
Low Birthweight <2500 Grams (% of Live Births)	6.7%	Steady	8.7%	1
% of Live Births with Late or No Prenatal Care	8.7%	Negative	5.7%	4
% of Births with 1st Trimester Prenatal Care	63.5%	Negative	77.0%	4



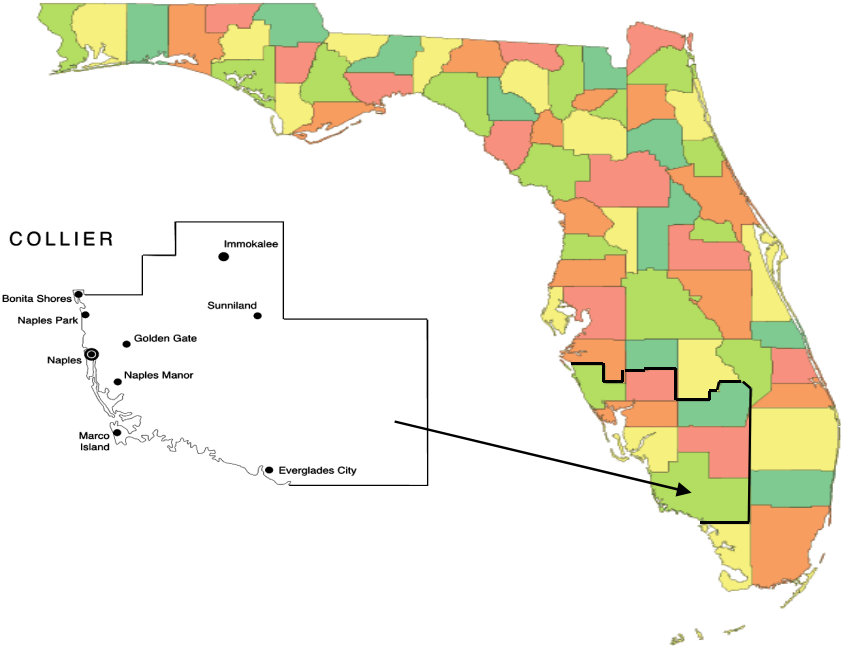
Mortality & Leading Causes of Death	County 2005-2007 Age-Adjusted Rate	Trend	Florida 2005-2007 Age-Adjusted Rate	County Quartile
All Causes	506.5	Steady	697.9	1
Cancer	128.8	Steady	165.9	1
Heart Disease	112.2	Steady	172.5	1
Stroke	24.3	Positive	35.1	1
Chronic Lower Respiratory Disease	22.3	Positive	36.3	1
Motor Vehicle Crashes	17.6	N/A	18.3	1
Cirrhosis	10.2	Negative	10.0	2
Diabetes	9.8	Steady	21.1	1
Pneumonia/Influenza	5.5	Positive	9.7	1
AIDS/HIV	2.6	Positive	9.1	1



Behavioral Risk Factors Telephone Survey 2007	County	Trend	State	County Quartile
Percent who Smoke	17.4%	Positive	19.3%	1
Percent who Drink Heavily	16.1%	Steady	16.2%	2
Percent with High Blood Pressure	29.8%	Negative	28.2%	2
Percent with High Cholesterol	36.2%	Negative	37.1%	2
Percent with Diabetes	8.8%	Negative	8.7%	2
Percent Overweight	37.5%	Negative	32.2%	2
Percent Obese	22.0%	Negative	24.1%	1
Percent Sedentary	23.9%	Steady	25.4%	1



Community Health Profile Collier County, Florida



Health Planning Council of Southwest Florida, Inc.
8961 Daniels Center Drive #401
Fort Myers, Florida 33912
(239) 433-6700



Health Planning Council of Southwest Florida, Inc.
serving Charlotte, Collier, DeSoto, Glades, Hendry, Lee & Sarasota Counties