
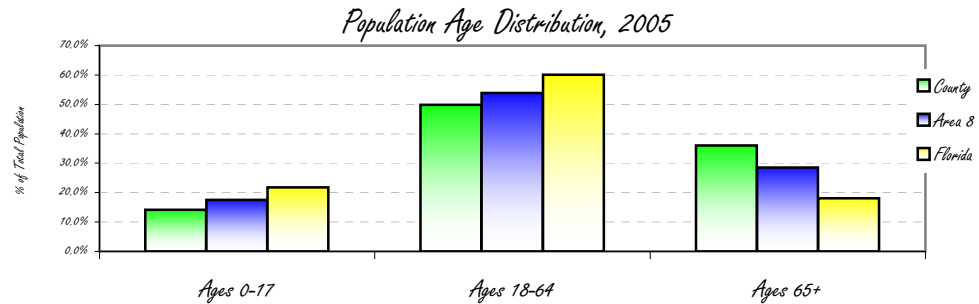


## Population Demographics for Charlotte County, Florida

	County 2005		Area 8 2005		Florida 2005	
	#	%	#	%	#	%
Total	158,425	10.8%	1,463,142	8.2%	17,926,011	
Male	75,410	47.6%	715,126	48.9%	8,747,893	48.8%
Female	83,015	52.4%	748,016	51.1%	9,178,118	51.2%
Ages 0-17	22,338	14.1%	256,585	17.5%	3,907,870	21.8%
Ages 18-64	79,054	49.9%	789,066	53.9%	10,773,533	60.1%
Ages 65+	57,033	36.0%	417,490	28.5%	3,244,608	18.1%
White	144,642	91.3%	1,262,122	86.3%	13,641,694	76.1%
Black	7,921	5.0%	92,251	6.3%	2,760,606	15.4%
Asian	1,743	1.1%	13,731	0.9%	358,520	2.0%
Other	4,119	2.6%	95,039	6.5%	1,165,191	6.5%
Hispanic	6,812	4.3%	200,658	13.7%	3,495,572	19.5%

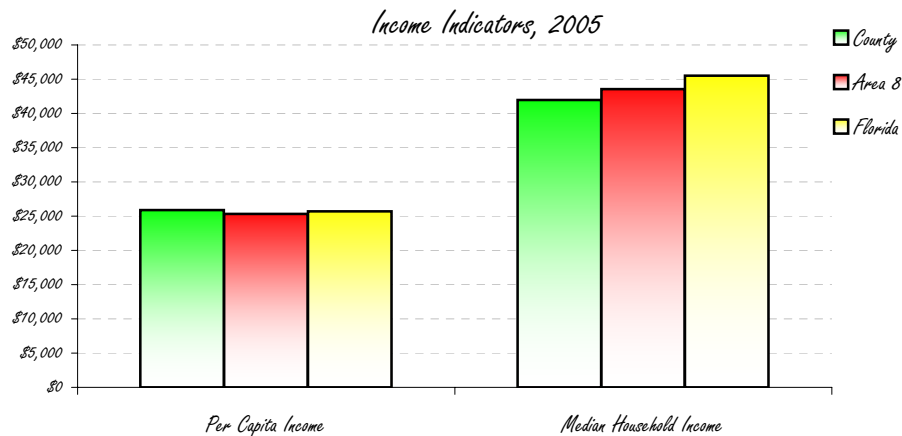
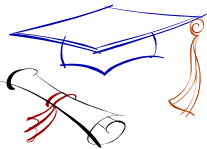


Charlotte County is less dense than the state with 228.3 persons per square mile compared to the state at 332.4 per square mile.



## Socioeconomic Status for Charlotte County, Florida


	County 2005	Area 8 2005	Florida 2005
Per Capita Income	\$25,875	\$25,320	\$25,688
Median Household Income	\$41,983	\$43,540	\$45,531
Percent of Persons <100% FPL	8.2%	-	12.5%
Percent of Students on Free/Reduced Lunch	25.5%	35.6%	44.8%
Percent with High School Diploma	82.1%	-	79.9%
Percent with College Degrees	17.6%	-	22.3%
Unemployment Rate	3.4%	3.2%	3.6%



Health Care Utilization & Resources for Charlotte County 2005, Florida

Charlotte Hospitals  
 Charlotte Regional Medical Center  
 Fawcett Memorial Hospital  
 Peace River Regional Medical Center

Facilities	County	Area 8
Hospital Beds	658	4,577
Hosp. Census days	127,341	858,854
% Bed Occupancy	53%	51%
Nursing Home Beds	1,228	6,700
NH Bed/100,000	775	509
Emergency Room Visits	County	Area 8
Pediatric Visits	3,831	88,139
Adult Visits	69,078	501,231



Top Five Avoidable Hospital Admissions Rates  
 By Diagnosis, 2004

	County	Area 8	Florida
Congestive Heart Failure Admissions Rate/100,000 (Age 18+)	765.2	620.4	577.8
Bacterial Pneumonia Admissions/100,000 (Total Population)	434.3	364.5	333.3
Chronic Obstructive Pulmonary Disease Admissions Rate/100,000 (Age 18+)	367.9	295.8	281.3
Perforated Appendix Admission Rate/1,000 Admissions with Appendicitis	321.7	339.4	291.2
Adult Asthma Admissions Rate/100,000 (Age 18+)	246.5	111.1	134.7

Workforce & Health Care Resource Information for Charlotte County, Florida

Top Industries (% of all workers)	County 2000	Consumer Price Index	County 2004
Educational, health and social services	21.6%	Food	100.0
Retail trade	17.6%	Health Care	94.3
Construction	10.6%	Housing	92.1
Arts, entertainment, recreation, accommodation and food services	10.6%	Other goods/svcs	97.9
Professional, scientific, management, administrative, and waste management	9.4%	Transportation	98.1



Licensed Health Professionals	County	State
Physicians Per 100,000	191.8	279.7
OB/GYNs Per 100,000	5.2	9.5
Pediatricians Per 100,000	7.2	17.1
Dentists Per 100,000	44.2	61.4
Uninsured	County	State
Percentage of Persons <Age 65 who are Uninsured	19.0%	17.3%

Health Professional Shortage Areas  
 Primary Care for Low-Income in Port Charlotte and Punta Gorda; Dental for Low-Income in Port Charlotte; and All Charlotte County is designated Medically Underserved for the Low-Income Population.


<i>Maternal and Child Health</i>	<i>County 2005</i>	<i>Area 8 2005</i>	<i>Florida 2005</i>
<i>Total Birth Rate (Rate/1,000)</i>	7.0	10.9	12.6
<i>Teen (15-19) Birth Rate (Rate/1,000)</i>	33.9	50.1	41.9
<i>Repeat Births to Teens (% of Teen Births)</i>	12.9%	17.4%	16.1%
<i>Low Birthweight Rate (% of Live Births)</i>	6.5%	7.5%	8.8%
<i>Percent of Live Births with Late or No Prenatal Care</i>	8.2%	6.2%	5.3%
<i>Infant Death Rate</i>	7.4	5.4	7.2
<i>Percent of Kindergartners Immunized (2004)</i>	97.4%	95.7%	93.7%




<i>Mortality &amp; Top 5 Leading Causes of Death</i>	<i>County 2005</i>		<i>Florida 2005</i>
	<i>Number</i>	<i>Age-Adjusted Rate / 100,000</i>	<i>Age-Adjusted Rate / 100,000</i>
<i>All Causes</i>	2,155	664.0	723.7
<i>Heart Disease</i>	558	149.5	186.2
<i>Cancer</i>	548	164.4	172.1
<i>Chronic Obstructive Pulmonary Disease</i>	152	37.5	38.3
<i>Stroke</i>	122	31.0	37.6
<i>Unintentional Injuries</i>	80	52.4	45.6



<i>Behavioral Risk Factors Telephone Survey 2002</i>	<i>County</i>	<i>State</i>
<i>Percent who Smoke</i>	18.3%	22.2%
<i>Percent who Drink Heavily</i>	15.0%	14.1%
<i>Percent with High Blood Pressure</i>	38.2%	27.7%
<i>Percent with High Cholesterol</i>	46.5%	35.2%
<i>Percent with Diabetes</i>	8.4%	8.2%
<i>Percent Overweight</i>	35.6%	35.1%
<i>Percent Obese</i>	21.8%	22.3%

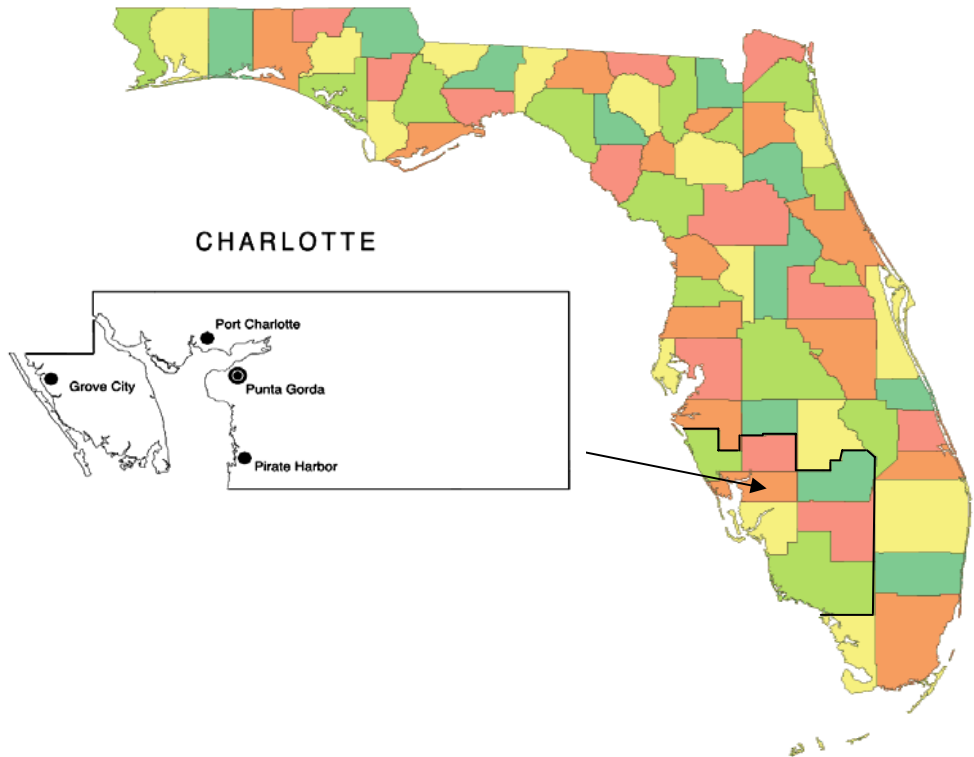


<i>Morbidity</i>	<i>County 2003-2005</i>		<i>Florida 2003-2005</i>
	<i>Avg # Reported/Yr</i>	<i>3-Year rate/100,000</i>	<i>3-Year rate/100,000</i>
<i>Sexually Transmitted Diseases</i>	180	116.4	356.5
<i>Vaccine Preventable Diseases</i>	2	1.1	3.6
<i>New HIV Cases</i>	7	4.3	32.1
<i>New AIDS Cases</i>	8	4.9	26.9
<i>Tuberculosis</i>	3	1.7	6.1
<i>Enteric Disease</i>	81	52.3	48.2



# Community Health Profile

Charlotte County, Florida



Health Planning Council of Southwest Florida, Inc.  
8961 Daniels Center Drive #401  
Fort Myers, Florida 33912  
(239) 433-6700



Health Planning Council of Southwest Florida, Inc.  
serving Charlotte, Collier, DeSoto, Glades, Hendry, Lee & Sarasota Counties