
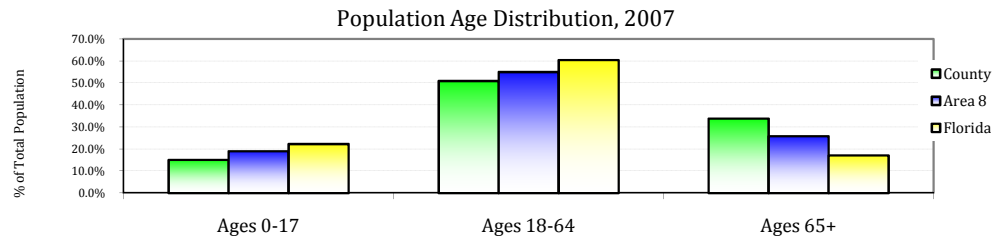


Population Demographics for Charlotte County, Florida

	County 2007		Area 8 2007		Florida 2007	
	#	%	#	%	#	%
Total	165,061	10.4%	1,594,760	8.5%	18,731,287	
Male	78,889	47.8%	782,701	49.1%	9,173,531	49.0%
Female	86,172	52.2%	812,059	50.9%	9,557,756	51.0%
Ages 0-17	24,910	15.1%	303,765	19.0%	4,183,400	22.3%
Ages 18-64	84,223	51.0%	878,652	55.1%	11,337,626	60.5%
Ages 65+	55,928	33.9%	412,343	25.9%	3,210,261	17.1%
White	152,478	92.4%	1,460,417	91.6%	15,091,817	80.6%
Black	9,850	6.0%	109,768	6.9%	3,110,346	16.6%
Other	2,733	1.7%	24,575	1.5%	529,124	2.8%
Hispanic	7,563	4.6%	262,603	16.5%	3,911,480	20.9%



County Seat: Punta Gorda
Wal-Mart is the largest employer in Charlotte County



Cost of Living, Price Index Level, 2007, Florida Average = 100

	County
Total	94.46
Food	99.00
Housing	90.00
Medical Care	98.00
Personal Goods and Services	100.00
Transportation	96.00



2006 Per Capita Personal Income for Charlotte County was \$33,510 compared to a Florida Average of \$36,720

Crime

3-Yr Rate per 100,000, 2005-2007

	County	Florida	County Quartile
Larceny	2196.5	2601.2	3
Burglary	768.2	936.9	2
Total Domestic Violence Offenses	410.3	635.4	1
Aggravated Assault	361.4	455.9	2
Forible Sex Offenses	25.6	54.3	1
Alcohol Related Motor Vehicle Deaths	8.3	6.5	3
Age-Adjusted Suicide Death Rate	15.5	12.5	3
Murder	2.9	5.8	2

Health Care Utilization & Resources for Charlotte County 2007, Florida

Charlotte Hospitals
 Charlotte Regional Medical Center
 Fawcett Memorial Hospital
 Peace River Regional Medical Center

Rate per 100,000	County	Florida
Total Hospital Beds	399	314
Acute Care Beds	355	263
Specialty Beds	44	51
Nursing Home Beds	744	440
County Health Dept FTE	59	64
County Health Dept \$	3,908,889	4,299,644



Communicable Diseases

3 yr Rate per 100,000, 2005-2007	County	Trend	Florida	County Quartile
Infectious Syphilis Cases	1.0	Steady	4.3	3
Gonorrhea Cases	43.9	Steady	122.4	1
Chlamydia	110.3	Negative	271.8	1
Vaccine Preventable Disease Rate	1.0	N/A	3.0	1
AIDS Cases	5.6	Positive	24.0	1
Tuberculosis Cases	2.3	Negative	5.7	2

Workforce & Health Care Resource Information for Charlotte County, Florida

Top Industries (% of all workers)	County, 2007	Florida, 2007	Climate	
Trade, Transportation, Utilities	23.8%	20.9%	Average Temperature	
Education & Health Services	18.5%	18.9%	January	High 74, Low 53
Leisure & Hospitality	11.9%	11.8%	July	High 91, Low 74
Construction	10.6%	7.5%		
Professional & Business Services	7.4%	16.6%		
Financial Activities	5.7%	6.8%		



Licensed Health Professionals	County	State
Physicians Per 100,000	192.7	276.7
OBGYNs Per 100,000	5.0	9.7
Pediatricians Per 100,000	7.3	19.9
Dentists Per 100,000	43.3	61.7

In 2007, 86.5% of Charlotte County residents reported that they had health care insurance coverage. That compares to a Florida average of 81.4%.


Maternal and Child Health	County 2005-2007	Trend	Florida 2005-2007	County Quartile
Total Births (3 yr annual avg)	1161.7			
Teen (15-19) Birth Rate	34.6	Positive	42.9	1
Infant Death Rate (0-364 Days)	4.9	Positive	7.2	1
Neonatal Death Rate (0-27 Days)	3.2	Positive	4.6	1
Low Birthweight <2500 Grams (% of Live Births)	7.5%	Negative	8.7%	1
% of Live Births with Late or No Prenatal Care	7.7%	Positive	5.7%	4
% of Births with 1st Trimester Prenatal Care	70.8%	Steady	77.0%	4



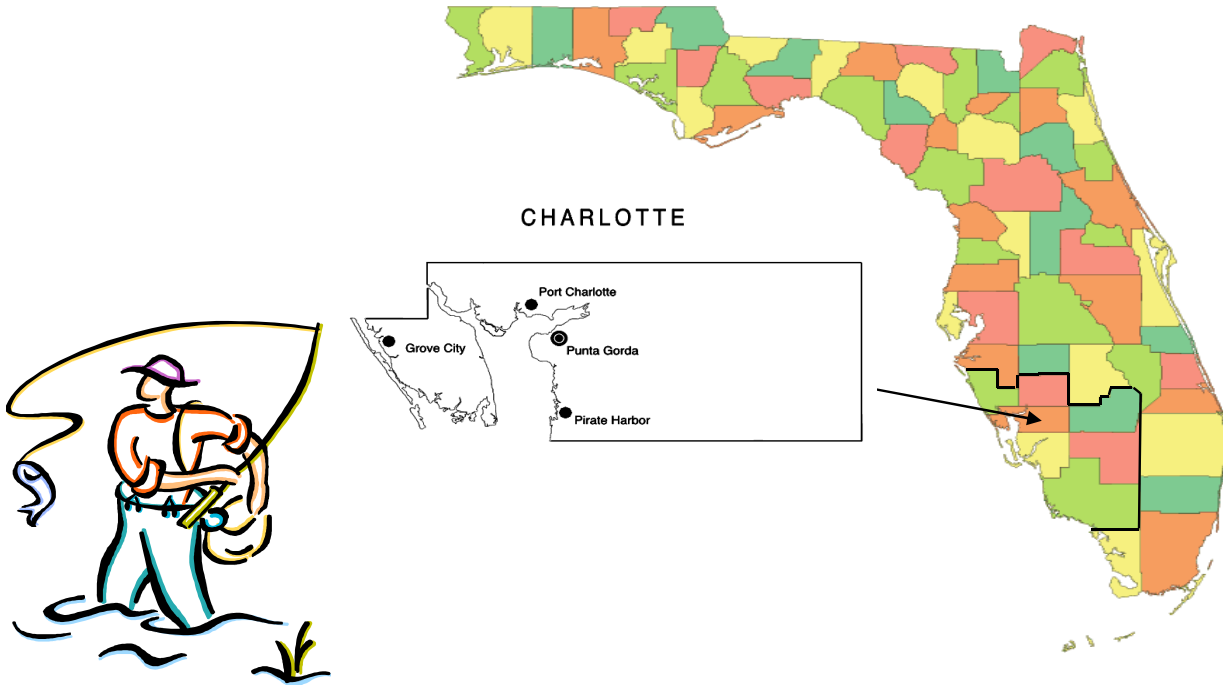
Mortality & Leading Causes of Death	County 2005-2007 Age-Adjusted Rate / 100,000	Trend	Florida 2005-2007 Age-Adjusted Rate / 100,000	County Quartile
All Causes	609.0	Positive	697.9	1
Cancer	156.0	Steady	165.9	1
Heart Disease	137.5	Positive	172.5	1
Chronic Lower Respiratory Disease	35.1	Steady	36.3	2
Stroke	23.6	Positive	35.1	1
Motor Vehicle Crashes	20.5	N/A	18.3	2
Diabetes	17.9	Steady	21.1	1
Cirrhosis	12.1	Negative	10.0	3
Pneumonia/Influenza	11.4	Positive	9.7	2
AIDS/HIV	2.1	Positive	9.1	1



Behavioral Risk Factors Telephone Survey 2007	County	Trend	State	County Quartile
Percent who Smoke	22.9%	Negative	19.3%	3
Percent who Drink Heavily	14.9%	Positive	16.2%	2
Percent with High Blood Pressure	34.4%	Positive	28.2%	4
Percent with High Cholesterol	46.2%	Steady	37.1%	4
Percent with Diabetes	12.4%	Negative	8.7%	4
Percent Overweight	35.6%	Steady	38.0%	2
Percent Obese	24.0%	Negative	24.1%	2
Percent Sedentary	22.5%	Steady	25.4%	1



Community Health Profile Charlotte County, Florida



Health Planning Council of Southwest Florida, Inc.
8961 Daniels Center Drive #401
Fort Myers, Florida 33912
(239) 433-6700



Health Planning Council of Southwest Florida, Inc.
serving Charlotte, Collier, DeSoto, Glades, Hendry, Lee & Sarasota Counties